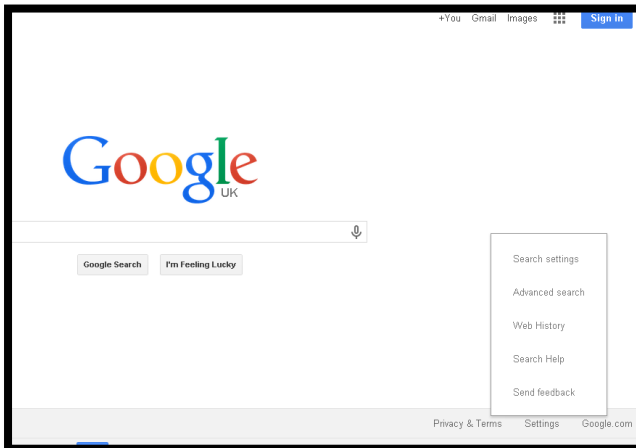
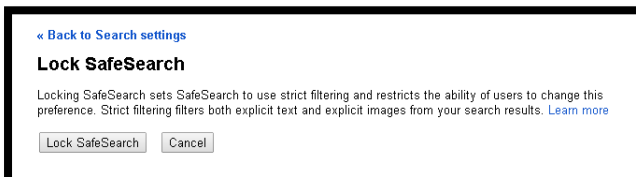
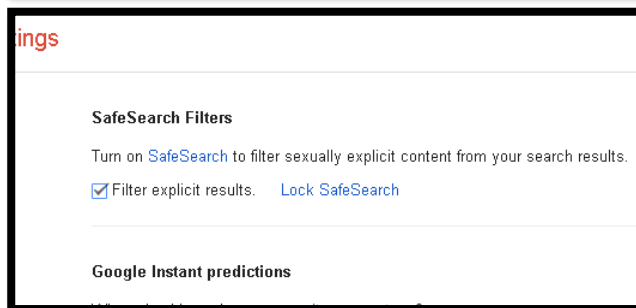


Setting Safe Search in Google

The Google search engine has a safe filter to protect users from explicit content. This has to be set in each of the browsers you use, for example Internet Explorer or Google Chrome. It also needs to be set for each user if your device has different user accounts.

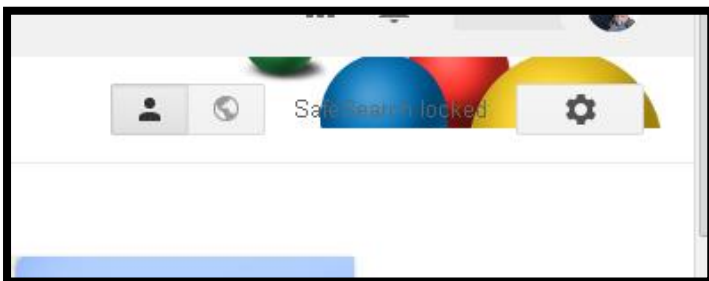


At the bottom of the page click on settings and choose Search Settings.



Put a tick in the Filter Explicit Results. Lock SafeSearch requires a Google account but will prevent users from turning it off.

When a Safe Search is conducted you will see the Google balls in the top right hand corner of the search results. If they are not there Safe Search is not working.



Google also own You Tube. You can turn Safety Mode in at the bottom of the You Tube page and lock it (providing you have a Google Account)

